

## **2015 NOTICE: DR. PHARO HAS MOVED TO NEW LOCATION !**

**PLEASE CALL Dr. Pharo's Office 713-802-1177 for Information!**

{New Patient Info & MAPS are available as PDF downloads on our website "Contact Page"}. A MAP-QUEST application is available to type your address & get driving directions to our office from any location. Dr. Pharo offers additional information regarding her specialty of Blending Conventional & Alternative Medicine, descriptions about her PROGRAMS & PROTOCOLS and more photos and details about her beautiful New Office and AwakenHealth Medical Practice on her 5 page website: [www.awakenhealth.net](http://www.awakenhealth.net)



**NOTE: If you search the web, you may find several different office addresses for Dr. Arlette Pharo. Since Dr. Pharo moved to her current New Office in December 2014, all Search Engines and websites have NOT updated to her New Address as of 2015. Please refer only to the Address and Map provided in this document: 2030 N. Loop W., Ste. 112, Houston, Texas 77018 – 8107**

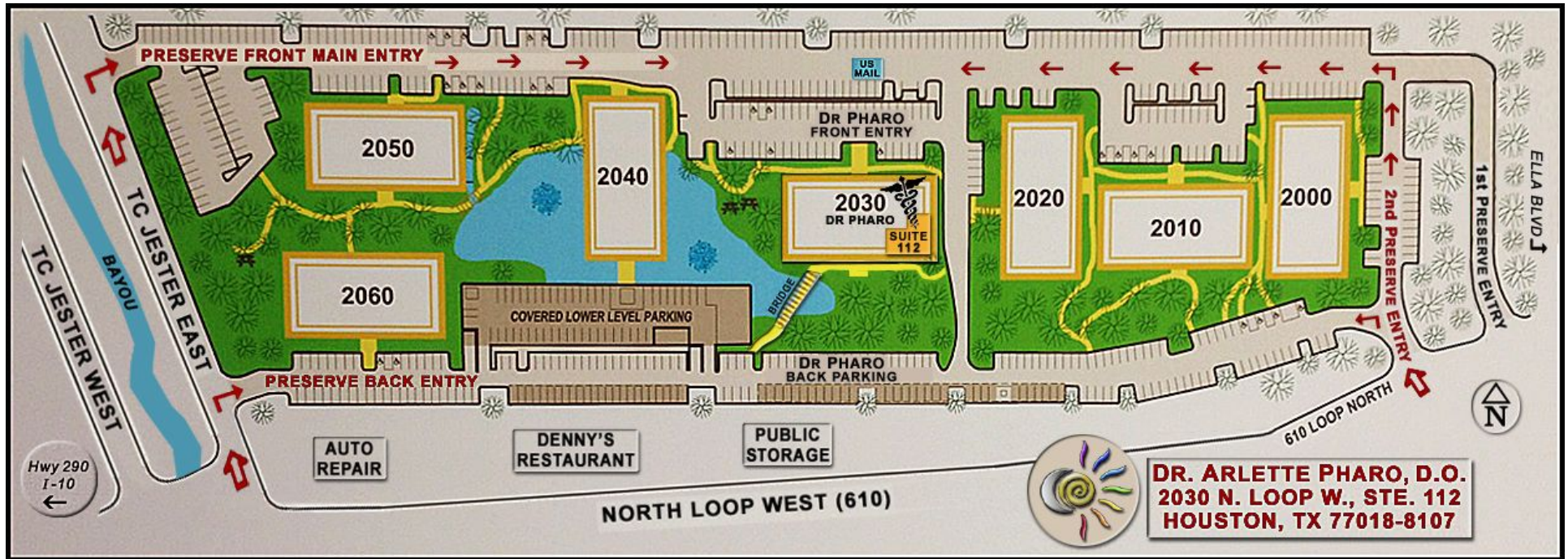
*All Dr. Pharo's phone numbers remain the same as they have been for decades.*

Office: 713-802-1177 Fax: 713-802-1277

## **DR. PHARO'S NEW OFFICE ADDRESS: 2015**

**MAILING & GPS ADDRESS:** 2030 North LOOP West, Ste. 112, Houston, Tx 77018-8107

Please, Do NOT depend entirely on your GPS for directions because Dr. Pharo's Office Building #2030 is NOT visible from the 610 Freeway, or the 610 Feeder Road or from TC Jester East. Most GPS and Map Apps display the above address as if it is on the 610 Feeder Road. Please be aware that this address is in the middle of a wooded office park and the 2030 Building & Address can Not be seen except from "inside The Preserve Office Park" as shown on the map below.



**DRIVING DETAILS & LOCATION ADDRESS:** Dr. Pharo's New Office is Located in the HARTMAN Property "THE PRESERVE".

The Preserve is a 7 Building Office Park located off NORTH SIDE FEEDER of 610 NORTH LOOP/ Between Ella Blvd. & TC Jester "East".

The 2030 Building & Office Park are "NOT" visible from the 610 Freeway! However, there are several easy ways to enter The Preserve Office Park:

(1) **Traveling East** on 610 N. Loop (coming from I-10 or 290): Take "ELLA Exit", U-TURN under 610 Freeway & Stay on N. Side Feeder.

(2) **Traveling West** on the 610 N. Loop (driving from I-45/ Downtown Area): Take "ELLA Exit" & Stay on North Side Feeder.

Either Route (1) or (2) above will guide you to be on the North Side of the 610 Feeder, traveling West between Ella Blvd. and TC Jester East. Look for the "Right Turn Entry into The Preserve Office Park" as shown on the map illustration above.

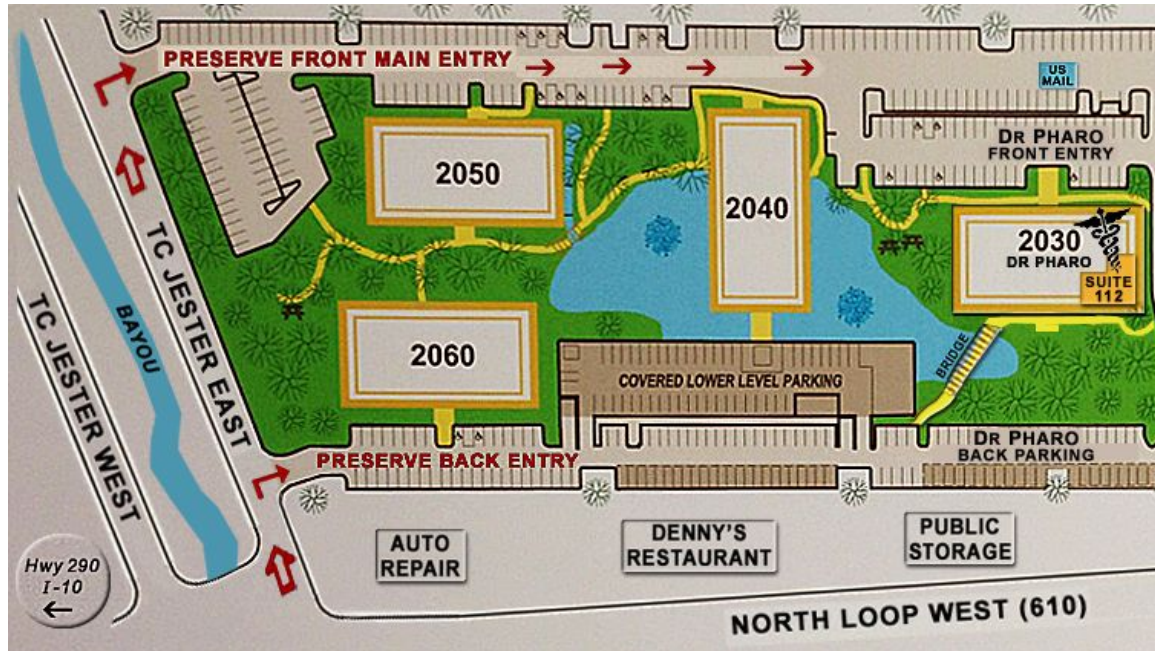
**There are 2 entries to "The Preserve" from the 610 Feeder Road** (Just "Before" you get to orange roof Public Storage & Denny's Restaurant)

Turn Right off the 610 Feeder into the Preserve Office Park. Then drive straight ahead to Front of Office Park and turn Left "in Front of the Buildings". Drive to Building 2030 which is on the Left in the Middle of the Office Park with a Gazebo on the Right Side of building.

(Our 2030 Building is directly "behind the US Postal Blue Box" easily visible from the parking lot)

**(3) Third Option: EXIT TC JESTER "EAST" off 610 North Loop.** There are 2 entries to "The Preserve" from TC Jester East:

**Note:** There are 2 TC Jester's on each side of Bayou (East & West) Be sure you are on TC Jester "EAST" traveling North from the 610 Loop.

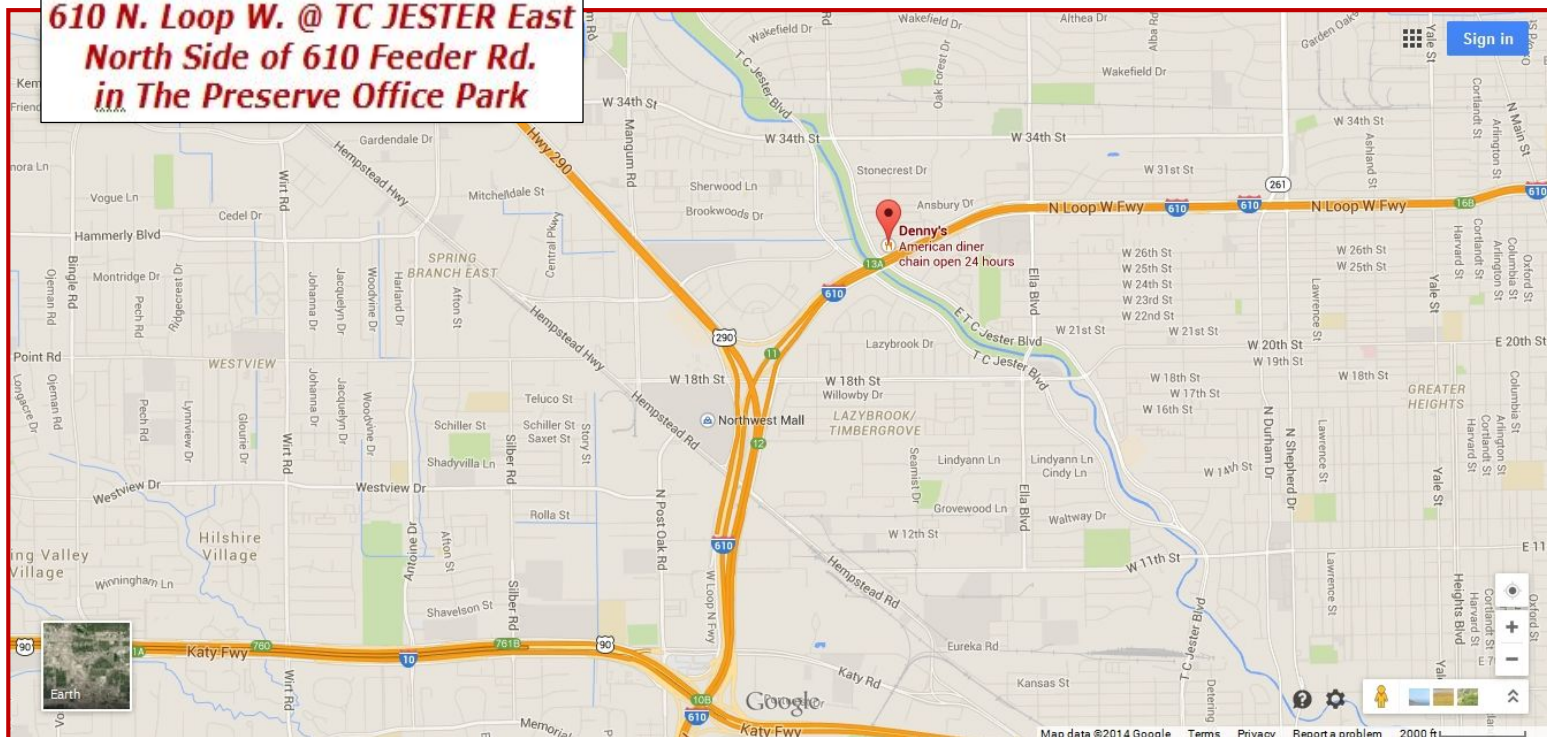


**(A). BACK ENTRY:** Right Turn Entry with plenty of parking. Building 2030 is NOT Marked in this Parking Area, so park between Buildings 2040 & 2020. There is a RESERVED PARKING SIGN for DR. PHARO. Park in this area. Access to our building is over a RED Wooden Bridge across a Duck Pond that will lead you into the Back Entry of 2030 Building. Once in the Building, turn "RIGHT" down the 1<sup>st</sup> hallway and we are at the end of hall: Suite 112.

**(B). FRONT MAIN ENTRY:** Driving North on TC Jester East from 610 N. Loop, there is a 2<sup>nd</sup> Right Turn "Main Entrance into The Preserve" seven Building Office Park.

Building 2030 "FRONT ENTRY" is Marked in this Parking Area. (2030 Building has a Gazebo on Right & is directly behind a US Postal Blue Box easily visible from the parking lot) Once in the Building, turn "LEFT" down the 2<sup>nd</sup> hallway and Dr. Pharo's office is at the end of hall: Suite 112.

**Dr. Pharo's NEW OFFICE**  
**610 N. Loop W. @ TC JESTER East**  
**North Side of 610 Feeder Rd.**  
**in The Preserve Office Park**



**2015 DR. PHARO'S NEW OFFICE ADDRESS: 2030 North LOOP West, Ste.112, Houston, Tx 77018-8107**

**HANDICAP PARKING, BUILDING ACCESS & BATHROOM INFORMATION**

There are several entrances and various parking areas available to Dr. Pharo's New Office in The Preserve 7 Building Office Park.

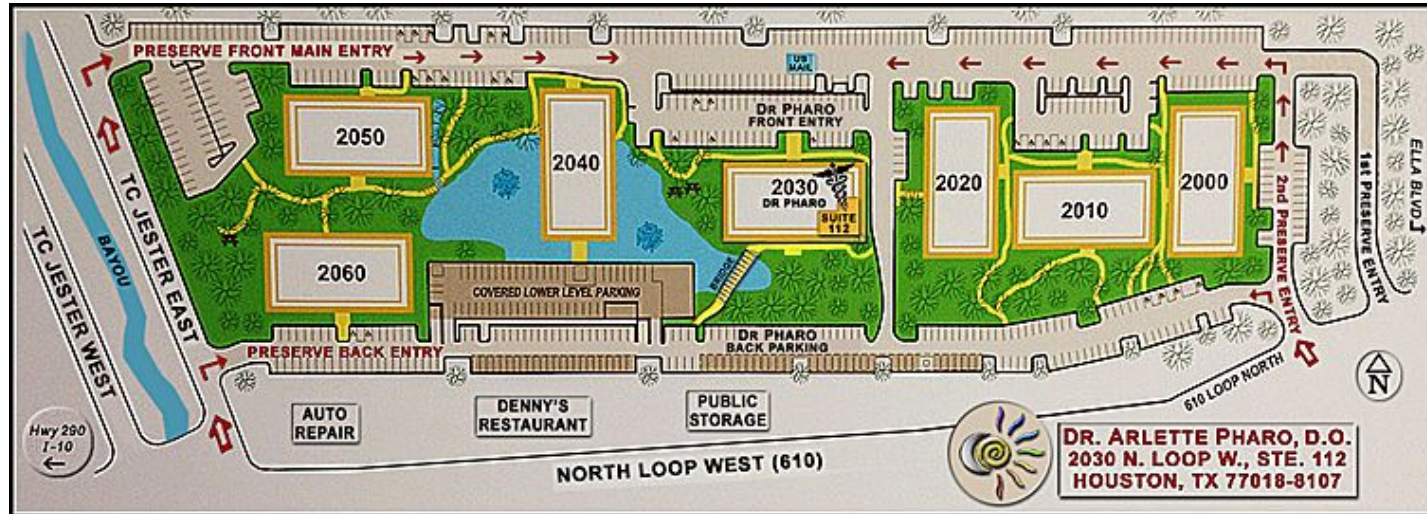
**HANDICAP PARKING & HANDICAP BUILDING ACCESS are available ONLY THROUGH the FRONT MAIN ENTRY to the PRESERVE OFFICE PARK.**

*(No Handicap Parking or Handicap Building Access is available from the BACK ENTRANCE to the office park.)*

There is Plenty of Handicap Parking, Van Access & Ramp Access at the front door into Dr. Pharo's building from the **FRONT MAIN ENTRY AREAS.**

Enter through the FRONT of 2030 Building, turn "LEFT" down the 2nd hallway. Dr. Pharo's suite is the only office at the end of this hall: Suite 112.

(There is a PUBLIC HANDICAP BATH in this hallway on the way to Dr. Pharo's office).



**\_ TC JESTER EAST \_**  
(Drive North from 610 Loop)  
The Preserve Office Park  
MAIN ENTRY ON RIGHT



Office Park MAIN Entry from TC Jester East >  
driving North from 610 North Feeder Road  
Turn Right into Front Entry of The Preserve



MAIN FRONT ENTRY >  
From TC JESTER EAST

**2030 FRONT ENTRY**



**\_ 610 NORTH LOOP \_**  
The Preserve Office Park  
Between Ella Blvd & TC Jester East



**2030 BUILDING INTERIOR**  
View From Front Entry



Ample Parking & Easy Ramp Access at Front Door of Dr. Pharo's New Office.  
Enter FRONT of 2030 Building as shown in photos above. Turn "LEFT" down  
2nd hallway, just past the stairs, to Dr. Pharo's Suite # 112 at end of hall.